
2017 Latest Design Tension Springs For Sale - Galvanized Wiggle Wire Lock Channel, Greenhouse Spring Lock Profile - Fenglong Greenhouse

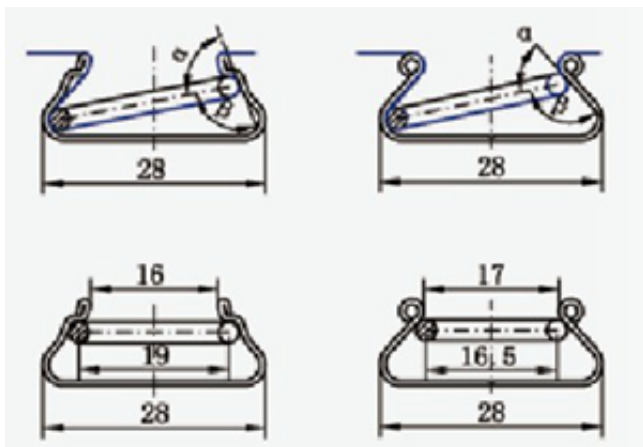
What is Wiggle Wire Channel?

Wiggle Wire and Wirelock Channel is a fast, easy, convenient and secure way to install your polyethylene film to your greenhouse structure.

The beauty of Wiggle Wire Channel is its ability to hold multiple layers of covers.

The Lockup® wiggle wire channel is easily installed to the greenhouse frame as long as you pre-drill the holes or use self tapping screws. Once the channel is installed and you drape the polyethylene film over your greenhouse, you just need to stretch the poly film and "wiggle" the wire up and down to lock the greenhouse plastic in the U or C type Channel. If you need to re-stretch the polyethylene film for any reason, it is also super easy to remove. To remove the wiggle wires just "wiggle" the spring wire up and down at the opposite way that you installed them.

Principle of Wind-resistance :



Drawing of wind-resistance principle



When the wind acts on film, the force is transferred to the wiggle wire, according to the force theory, if $\alpha < \beta$, the channel will lock the wiggle wire and the wiggle wire will move downwards; if $\alpha > \beta$, the wiggle wire will move upwards. When the wind-resist LOCKUP® wiggle wire channel is used with wiggle wire, as $\alpha < \beta$, the more wind loading, the more force to go downwards. It is hard to collapse. On the contrary, for the common and U shape wiggle wire channel, $\alpha > \beta$, so the more wind loading, the more force to go upwards. It is hard to collapse.

Selling Point?


- 1、 Holds material of poly or shading net more than 20 mil.
- 2、 Can hold up two or three VINIPET® Wiggle Wires

-
- 3、 High-quality, rust and maintenance-free
 - 4、 Applicable for all kinds of film greenhouse
 - 5、 Tightly fix the poly film or shade screen to the locking channels with minimal effort
 - 6、 Various lengths(3m,4m or 6m) for selection
 - 7、 Easily attaches to frames, baseboards and greenhouse structures
-

Drawings Of LOCKUP®Wiggle Wire Channels:



Scientific Internal Angle Design :




Why most buyers choose LOCKUP® Wiggle Wire Channel?

- | Global leading manufacturer and supplier of greenhouse material and equipment!
- | Factory direct sales, we are the Manufacturer!
- | Perfect for attaching poly film (polyethylene plastic)!
- | Large stock, fast delivery!
- | Quality Consistency!
- | Over 20 years' experience, top quality with moderate price!
- | Customization is also available in high demand!

Sufficient Stock, Factory Direct Sale



Top Quality Guarantee, 100% Steel Material From Capital Steel Group(Shougang)



Product link : <https://www.wigglewires.com/?p=220707>